

MENDOZA COLLEGE OF BUSINESS

MASTER OF SCIENCE IN ACCOUNTANCY

2025



NOTRE  
DAME

MSA  
*Employment  
Report*



## State of the Market

“At Notre Dame’s Mendoza College of Business, we are committed to preparing our Specialized Master’s students to succeed in a dynamic and technology-driven business environment. Today’s market is shaped by rapid advancements in artificial intelligence, data analytics, and digital transformation, alongside shifting economic conditions that demand strategic thinking. Our career development philosophy focuses on equipping students with both technical expertise and leadership skills to navigate change with confidence.

Through personalized coaching, tailored programming, and strong employer partnerships, we empower students to understand their strengths, build meaningful connections, and pursue career paths aligned with their goals and values. The strength of the Notre Dame network, combined with our proactive engagement with industry, ensures that our Specialized Master’s graduates remain competitive and highly sought after in the marketplace.

Notre Dame’s Mendoza College of Business remains dedicated to developing leaders who make a meaningful impact in today’s business world. This employment report reflects the resilience, preparation, and determination of our students as they invest in their professional growth and leverage their skills, experiences, and values to create opportunities that maximize their impact.”

**Megan Piersma**

Senior Director, Career Success and External Engagement

## Class of 2025 Statistics

\$79,706

MEAN SALARY

\$82,000

MEDIAN SALARY

99%

JOB OFFERS RECEIVED BY 6 MONTHS AFTER GRADUATION

+ \$4,000

MEAN BONUS

+ \$3,500

MEDIAN BONUS



99%

JOB OFFERS ACCEPTED BY 6 MONTHS AFTER GRADUATION

The percentage of students for whom there is usable salary information is 93.2%. (This calculation is made by dividing the number of job-accepting graduates for whom you have useable salary information/total job-accepting graduates.)

# Outcomes by Industry

INDUSTRY	PERCENT ACCEPTS	MEDIAN BASE SALARY
Accounting Services	62.2%	\$82,000
Consulting	12.2%	\$83,000
Financial Services	1.4%	I/D*
Media/Entertainment	2.7%	I/D*
Other	21.6%	\$79,500

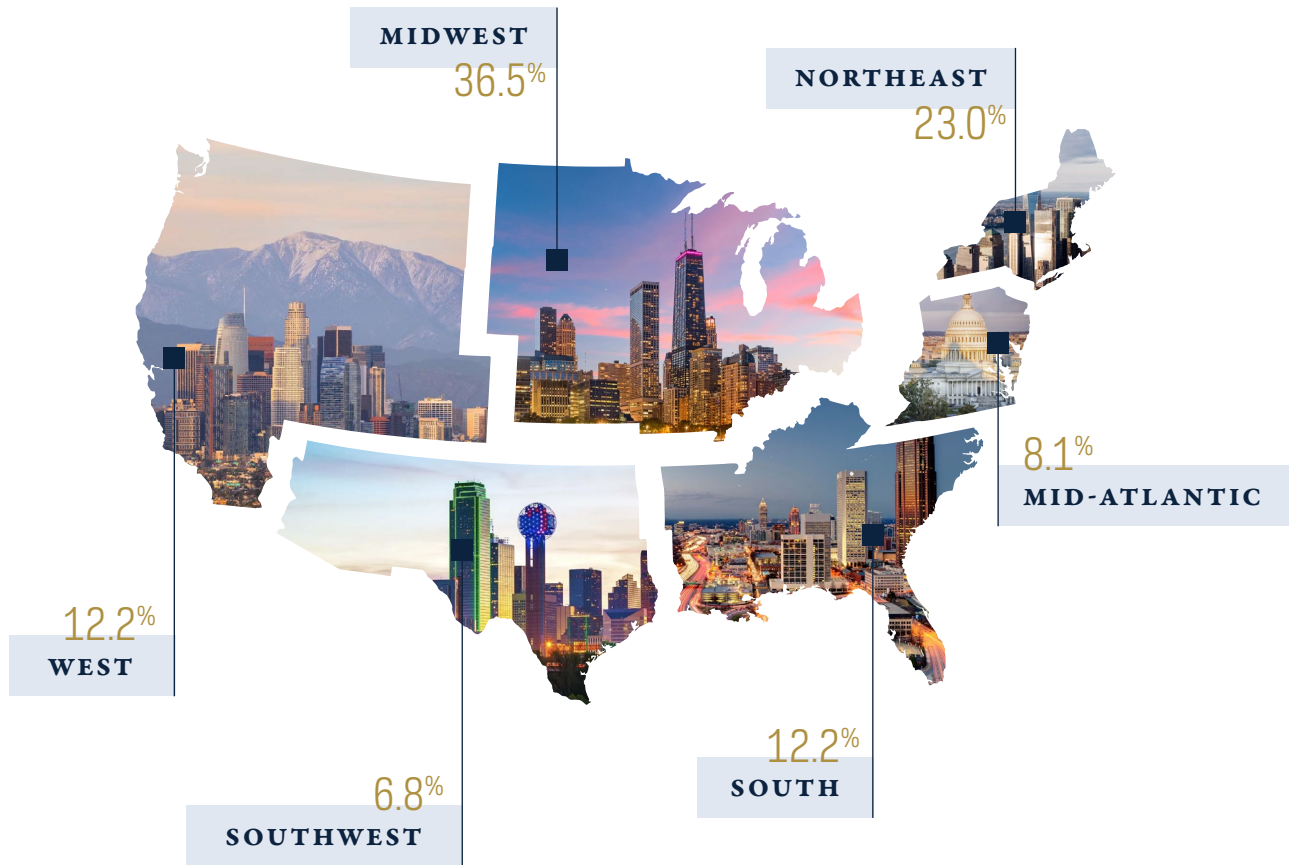


# Outcomes by Function

FUNCTION	PERCENT ACCEPTS	MEDIAN BASE SALARY
Consulting	1.4%	I/D*
Finance	95.9%	\$81,000
Other	2.7%	I/D*

The percentage of students for whom there is usable salary information for industry data is 93.2%; for function data, 93.2%. (This calculation is made by dividing the number of job-accepting graduates for whom you have usable salary information/total job-accepting graduates). \*I/D in graph refers to instances with insufficient data.

# Full-Time Employment by Region



# Featured Employers

ALL EMPLOYERS



Andersen Tax

Crowe

Deloitte

Eide Bailly, LLP

EY


KPMG

Plante Moran

PwC

PwC-Singapore

The Hechtman Group





**NOTRE  
DAME**

## CONTACT US

Email: [recruitmendoza@nd.edu](mailto:recruitmendoza@nd.edu)

[mendoza.nd.edu](http://mendoza.nd.edu)



**AACSB**  
International  
Accredited